

The 2019 Softlink Australia, New Zealand, and Asia-Pacific School Library Survey



Participant Summary

Asia Pacific

Sample Size: 27

In 2019, there were 27 participants from the Asia Pacific region, representing the following countries:

China - 2	Papua New Guinea - 2
Hong Kong - 10	Singapore - 3
India - 5	Solomon Islands - 1
Japan - 1	Thailand - 2
Malaysia - 1	

There were 5 primary/contributing, 4 secondary schools, 1 intermediate school, and 17 primary and secondary schools represented.

There was 1 Catholic school and 26 Private/Independent schools represented.

Further breakdown including budgets and staffing can be found on page 2.

Background and Objective

The Australia, New Zealand, and Asia Pacific School Library Survey, conducted by Softlink on behalf of the school library sector, examines key trends and issues impacting school libraries. Points for analysis include annual school library budgets and staffing levels, as well as the use of digital resources in school libraries, school library services, and trends.

The results help to advocate the role of school libraries and library professionals to education decision makers, as well as through industry associations and networks.

This participant summary provides a statistical benchmark and overview for schools from the Asia Pacific region.

Further analysis of statistics and trends will be explored in the full 2019 Australia, New Zealand, and Asia Pacific School Library Survey Report, which will be available in early 2020.

Currency rates have not been adjusted; dollars are represented as equal within their respective budget locations.

Please note, sample sizes of less than 5 have not been included. In the instance of a sample size that is less than 5 for Intermediate schools, they have been included in the results for Secondary schools.

Published October 2019

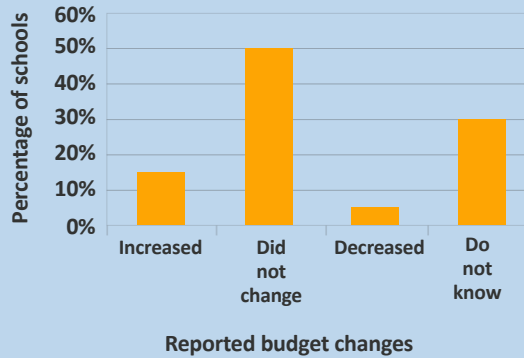
Overview of responses from Asia Pacific Schools

Overview of responses from Asia Pacific Schools

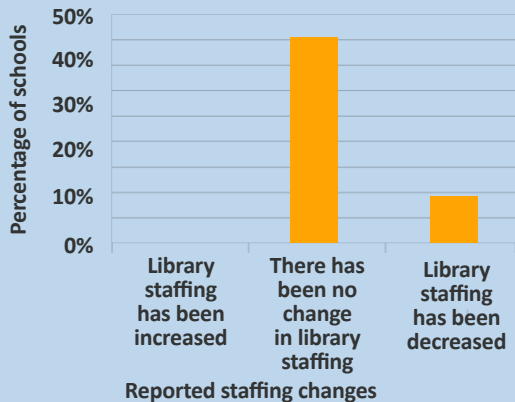
COUNTRY	SCHOOL SIZE	SCHOOL TYPE	EDUCATION PROVIDER	BUDGET	PAID FTE STAFF
China	400 - 599	Primary & Secondary	Independent/Private	Greater than \$50,000	4
China	1400+	Primary & Secondary	Independent/Private	Greater than \$50,000	14
Hong Kong	1100 - 1399	Primary & Secondary	Independent/Private	Greater than \$50,000	6
Hong Kong	1400+	Primary & Secondary	Independent/Private	\$20,001 - \$50,000	7
Hong Kong	1400+	Primary & Secondary	Independent/Private	Unknown	4.5
Hong Kong	800 - 1099	Primary & Secondary	Independent/Private	\$7,501 - \$10,000	6
Hong Kong	600 - 799	Primary/Contributing	Independent/Private	\$20,001 - \$50,000	1.5
Hong Kong	800 - 1099	Primary/Contributing	Independent/Private	\$20,001 - \$50,000	3
Hong Kong	1100 - 1399	Secondary	Independent/Private	Greater than \$50,000	2
Hong Kong	600 - 799	Primary/Contributing	Independent/Private	Unknown	Unknown
Hong Kong	1100 - 1399	Secondary	Independent/Private	Unknown	2
Hong Kong	200 - 399	Primary/Contributing	Independent/Private	\$10,001 - \$20,000	2
India	1400+	Primary & Secondary	Independent/Private	Unknown	6
India	1400+	Primary & Secondary	Independent/Private	Unknown	Unknown
India	Unknown	Primary & Secondary	Independent/Private	\$10,001 - \$20,000	3.2
India	Unknown	Intermediate	Independent/Private	Unknown	Unknown
India	Unknown	Primary/Contributing	Independent/Private	Unknown	Unknown
Japan	800 - 1099	Primary & Secondary	Independent/Private	Unknown	4
Malaysia	1400+	Primary & Secondary	Independent/Private	Unknown	Unknown
Malaysia	1400+	Secondary	Independent/Private	\$10,001 - \$20,000	4
Papua New Guinea	1100 - 1399	Primary & Secondary	Independent/Private	Unknown	Unknown
Papua New Guinea	200-399	Primary & Secondary	Catholic	Unknown	1.6
Singapore	Unknown	Primary & Secondary	Independent/Private	Greater than \$50,000	9.4
Singapore	400 - 599	Secondary	Independent/Private	Unknown	Unknown
Singapore	1400+	Primary & Secondary	Independent/Private	Greater than \$50,000	10.5
Solomon Islands	400 - 599	Primary & Secondary	Independent/Private	\$2501 - \$5000	2
Thailand	400 - 599	Primary & Secondary	Independent/Private	\$20,001 - \$50,000	3

Changes in resourcing

Respondents were asked how their budgets had changed from 2018 - 2019. The graph below shows reported budget changes.



Respondents were asked how staffing had changed from 2018 - 2019. The graph below shows reported staffing changes.



Resourcing

Participants were asked if they think their library is adequately resourced, including budget and staffing. 37% of respondents said "no", 63% said "yes".



Do you think your library is adequately resourced?

Participants were asked how many Qualified Teacher Librarians and how many Qualified Librarians work in their school. Note: this question asked for number of people that work in the library that hold these qualifications, not the number of hours worked.

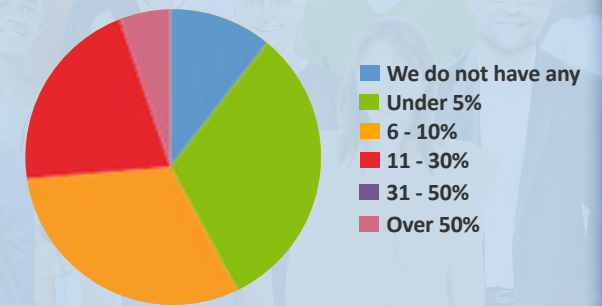
The figure below shows the percentage of schools that reported Qualified Teacher Librarians and Qualified Librarians working in the library, and the number of each.



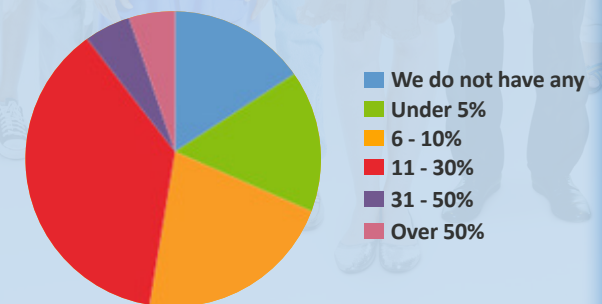
2019 eResource collections

Participants were asked what percentage of their collection was made up of eResources - eBooks and other multimedia, and eResources - Subscription databases. Responses to these questions for schools from the Asia Pacific region have been

Percentage of collection made up of eBooks and other multimedia

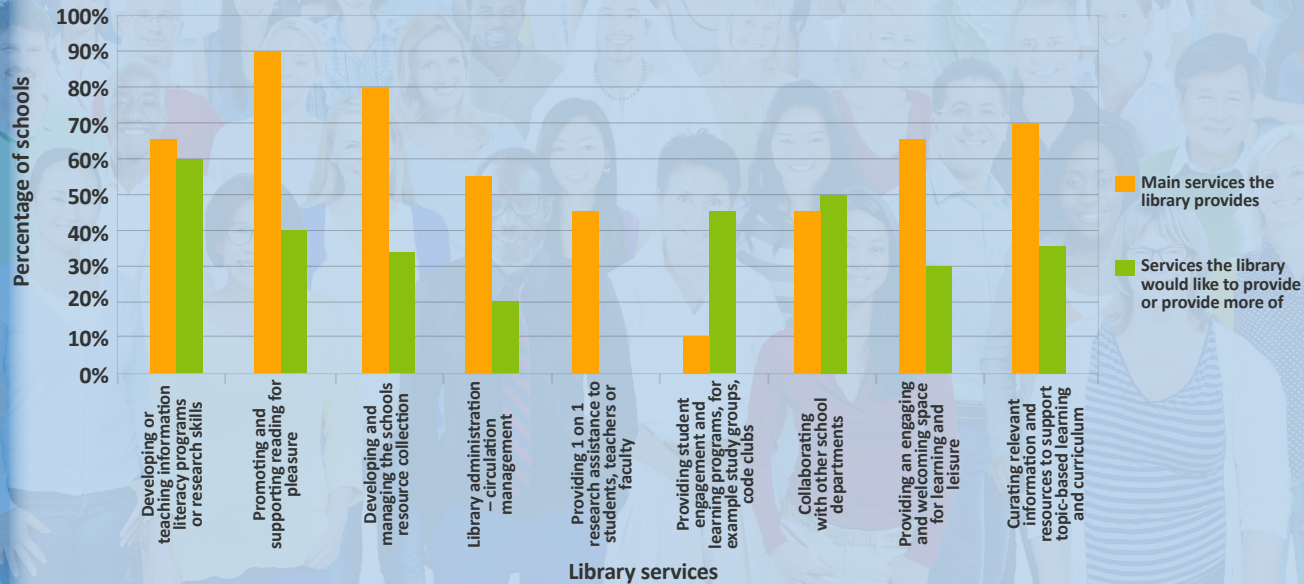


Percentage of collection made up of Subscription databases



2019 School library services/objectives

Participants were asked to select up to 5 main services the library provides. Respondents were also asked to select up to 5 things they would like to do, or do more of, if they had more resources and/or time. The graph below shows the percentages of responses for both of these questions.



The top 5 school library services reported by respondents were:

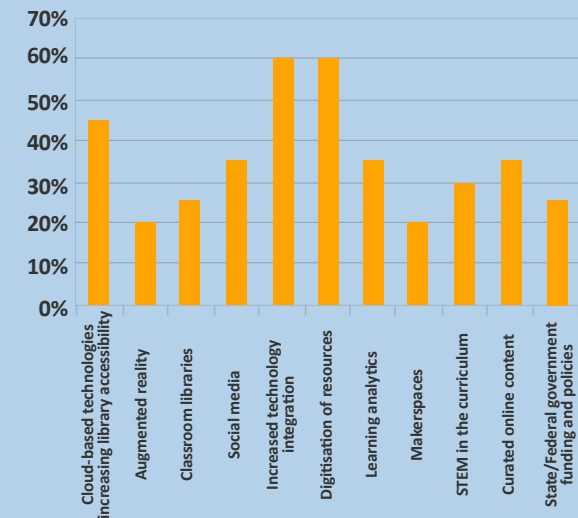
- Promoting and supporting reading for pleasure - 90%
- Developing and managing the schools resource collection - 80%
- Curating relevant information and resources to support topic-based learning and curriculum - 70%
- Developing or teaching information literacy programs or research skills programs - 65%
- Providing an engaging and welcoming space for learning and leisure - 65%

The top 5 services respondents indicated they would like to do more of were:

- Developing or teaching information literacy programs or research skills programs - 60%
- Collaborating with other school departments - 50%
- Providing student engagement and learning programs, for example study groups, code clubs - 45%
- Promoting and supporting reading for pleasure - 40%
- Curating relevant information and resources to support topic-based learning and curriculum - 35%

2019 Future impacts

Participants were asked to select up to 5 main things they believe will impact school libraries in the future. The graph below shows the percentages of responses to this question.



In the Asia Pacific category, the top 6 things reported by respondents were:

- Increased technology integration - 60%
- Digitisation of resources - 60%
- Cloud-based technologies increasing library accessibility - 45%
- Social media - 35%
- Learning analytics - 35%
- Curated online content 35%

Thank you

We thank you for taking the time to respond to the Softlink 2019 Australia, New Zealand, and Asia Pacific School Library Survey. Your willingness to participate and share information about your school library means that we can continue to provide this valuable, annual analysis of school libraries.

The survey results provide a critical reference point for changes, impacts, and trends across school libraries in Australia, New Zealand, and Asia Pacific school libraries.

Softlink will continue to work with industry associations to help advocate the role of school libraries and teacher librarians to education ministers, departments and decision makers, as well as through industry networks.

Softlink is proud to continue to sponsor and grow this initiative.



Additional Resources

The Softlink School Library Surveys are used to produce a number of reports and whitepapers to help inform and support school library staff and the greater school community.

Infographic - 2019 School Library Survey Preview – Australia, New Zealand and Asia Pacific

Summary of 2019 findings.

softlinkint.com/blog/2019-apac-school-library-survey-preview/

Whitepaper - 7 Challenges for school libraries – revisited

Presenting comments from the Softlink 2018 Softlink school library surveys in Australia, New Zealand, and the UK, this paper identifies the top 7 Challenges for school library staff.

softlinkint.com/blog/7-challenges-for-school-libraries-revisited/

Whitepaper - School libraries share ideas for school-wide collaboration

Presenting comments from the 2017 Softlink school library surveys in Australia, New Zealand, and the UK, this paper shares how respondents have successfully initiated, encouraged, and achieved greater collaboration.

softlinkint.com/blog/school-library-staff-on-collaboration/

Infographic - If I had more... then I could...

This infographic shares comments from the 2019 School Library Survey.

softlinkint.com/resource-details/school-libraries-share-if-i-had-more-then-i-could/

Whitepaper - School libraries share innovative ideas

Presenting comments from the 2016 Softlink School Library Surveys, this paper shares innovative ideas for the school library.

softlinkint.com/blog/school-libraries-share-innovative-ideas/

The following can also be found on the resources page on our website:

softlinkint.com/resources

School library survey reports

- Softlink Australian School Library Survey: A five-year review
- 2017 Softlink Australian and New Zealand School Library Survey Report
- 2017 UK School Library Survey Report
- 2018 Softlink UK & Europe School Library Survey Report
- 2018 Softlink Australia, New Zealand, & Asia Pacific School Library Survey Report

For earlier reports, email

communications@softlinkint.com

Feature Documents

- School libraries share ideas for promoting the library
- School libraries share our wish list for the future
- The ongoing importance of school libraries
- What's trending #SchoolLibraries
- What are the top 7 challenges for school libraries?
- 5 Most important opportunities for school libraries